

HAS THE **WASHERS** AND **DRYERS** I NEED?

HAS **REFRIGERATORS** FOR MY SPACE AND BUDGET?

CARRIES **A LARGE INVENTORY** OF MOBILE HOME PARTS?

PROVIDES A VARIETY OF **VALVES, HOSES** AND **VENTS?**

THE ANSWER IS



## AMANA® 3.6 CU. FT. TOP LOAD WASHER

Washer with load size options

Key Features:

- 9 wash cycles
- Spreckle Porcelain Wash Basket
- 700 RPM Max Spin Speed
- Cycle Status Bar
- Advanced Suspension System
- Automatic Temperature Control
- Casual Cycle
- Delicate Cycle
- Drain & Spin
- Normal Wash Cycle
- Rinse & Spin Cycle

**Amana®**



0140910 WHITE WASHER  
APPROX DIMENSIONS (HXDXW): 43" X 26" X 29"

## AMANA® 6.5 CU. FT. ELECTRIC DRYER

Dryer with automatic dryness control

Key Features:

- Automatic Dryness Control
- 6.5 Cu. Ft. Dryer Capacity
- Energy Preferred Dryer Cycle
- Wrinkle Prevent Option
- Times Dry Cycles
- 11 Dryer Cycles
- 3 Temperature Settings

**Amana®**



0141040 WHITE DRYER  
APPROX DIMENSIONS (HXDXW): 43" X 28 1/2" X 29"

## AMANA® WASHER & DRYER SET

Electric Washer & Dryer Set

Set includes: 8' UL Vent Kit, 30 Amp, 4' dryer cord, and two 5' water hoses

0140909 WHITE SET  
APPROX DIMENSIONS (HXDXW): WASHER: 43" X 26" X 29"  
DRYER: 43" X 28.5" X 29"



THIS PAGE WAS INTENTIONALLY LEFT BLANK

## VENTING KIT W/DUCT

4" louvered vent in white finish, aluminum tailpiece, 5-foot vinyl duct, 2 clamps. Boxed. 6/Ctn.

0141201



## WIDE MOUTH VENT HOOD

Wide mouth vent hood with white finish. 4". 25/Ctn.

0141203



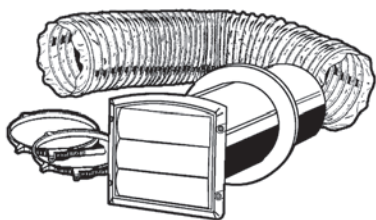
## VENT W/ TAILPIECE

Energy efficient louver vent hood automatically opens and closes with dryer operation. Complete with hood (white), aluminum tailpiece, flange and plastic clamp.

0141206



## TRANSITIONAL VENT KIT



4" x 8". UL Approved dryer vent kit.

0141204



## FLEXIBLE VENT HOSE

All hoses are 4" diameter.

### WHITE VINYL

0141202 5', BAG; 12/CTN.

### ALUMINUM FOIL

0141200 5' FLEX., BULK

0141199 25' FLEX., BULK

0141195 8' - U.L. APPR.

0141196 5' - U.L. APPR.



### RIGID

4" Aluminum Duct, 15' Compressed.

0141197 RETAIL CTN

THIS PAGE WAS INTENTIONALLY LEFT BLANK

## WASHING MACHINE HOSE



High pressure hose with female ends. Designed to replace the hot or cold hose on washing machines. Fits all standard threaded faucets. 5' heavy duty reinforce rubber hose. High pressure tested. 12/Ctn.

0440050

## WASHING MACHINE VALVE

One-piece, brass body.  
Tailpiece: 1". Combination .5 solder or threaded connection with locknut.

1/2"; 6/Ctn.

0379915

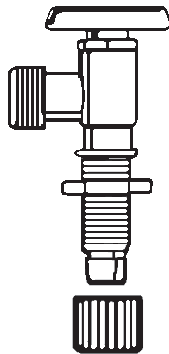


## WASHING MACHINE VALVE

Washing Machine Valve 1/2" x 3/4" Male Garden Hose. This will work on PEX and Polybutylene Pipe.

This is a directional valve. The water must flow with the arrow.

0164404 1/2" ID



## HALF TURN VALVES



Long shank MIP valve with easy on/off control and color-coded handles. Forged brass construction eliminates porosity problems of traditional cast valves. UPC & CSA listed.

0376905 BLUE

0376906 RED

## 4-WIRE DRYER CABLE



Round rubber jacketed wire, molded-on plug. Black, 4-wire for mobile homes. 4', 30 AMP. 12/Ctn.



0220307

## DRYER RECEPTACLE

3 pole, 4-wire, 30-AMP, 125/250-volt dryer receptacle with "Quick-Lok" terminals. 50/Ctn.

0224301

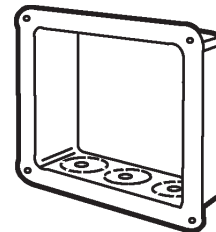


## OUTLET BOX

Universal for right- or left-hand drain. Rust-proof, beige. Holes 3" apart.

OS: 11-3/4" W X 10" H X 2-1/2" D.  
CUTOUT: 9-1/8" W X 7-1/4" H X 2-1/2" D.

0440206

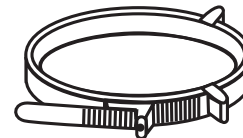


## CLAMPS

4" adjustable clamps, 2 per bag.

0141198 PLASTIC

0141181 METAL



## AMANA® 17.6 CU. FT. REFRIGERATOR

Amana® Top-Freezer with wire freezer shelf

Key Features:

- 17.6 Cu. Ft. Top-Freezer Refrigerator
- Gallon Door Storage
- Up-Front Temperature Control
- Reversible Door Swing
- Ice Maker Option

0143055 WHITE

0143059 BLACK

APPROX DIMENSIONS (HXDXW): 67 3/8" X 37 7/8" X 28"

**Amana®**



---

## AMANA® 15.9 CU. FT. REFRIGERATOR

Amana® Top-Freezer with full-width crisper

Key Features:

- Save Energy
- 15.9 Cu. Ft. Capacity
- Optional Automatic Ice maker Kit
- Up-Front Temperature Control System
- Gallon Door Storage
- Dairy Center

0143020 WHITE

APPROX DIMENSIONS (HXDXW): 65 1/4" X 31 1/2" X 28"

**Amana®**



THIS PAGE WAS  
INTENTIONALLY  
LEFT BLANK

## ICEMAKER HOOKUP KITS



25' poly tubing & 1 saddle valve


0143083



16' copper pipe &  
1 saddle valve

0143085

## BRASS DRAIN & ICEMAKER VALVE



Compression straight valve. 1/2" PEX x 1/4" OD.

0168219

## FLAIR-IT ICEMAKER VALVE & TEE

Use with polybutylene pipe. Due to copper valve, teflon tape is recommended.

Sold separately.

0164374 VALVE ONLY

0164330 TEE ONLY



## NO-BURST ICEMAKER CONNECTOR

Highest burst strength available. Each foot contains 250 feet of stainless steel wire. Exceptional flexibility for easy installation. Won't kink or crease, even in the tightest applications. Exceeds all requirements for flexible water connectors as defined by ASME A112.18.6 and CSA B125.

0375009 60"



## ICEMAKER KIT

5/8" OD tee and 1/4" OD valve assembly.

0166220



## AMANA® 4.8 CU. FT. ELECTRIC RANGE WITH VERSATILE COOK TOP ELEMENTS

Key Features:

- Versatile Electric Cook top
- Oven Capacity
- Spill Saver™ Upswept Cook top

0143077 WHITE

APPROX DIMENSIONS (HXDXW): 46 7/8" X 27 3/4" X 29 7/8"

***Amana***®



THIS PAGE WAS INTENTIONALLY LEFT BLANK



## BROAN RANGE HOODS

### 2-Speed Ducted Under Cabinet Range Hood

- Installs as 3-1/4" x 10" vented only
- 160 CFM, 6.5 Sone (vertical or horizontal discharge) performance – HVI 2100 Certified
- Dishwasher-safe aluminum grease filter
- Accepts up to 75-watt light. Bulb not included
- Duct connector with built-in damper included
- Rocker-type fan and light switches
- 6.5 (vertical & horizontal) sones, 2795 RPM, 2.0 Amps, 120 Volts
- Mitered sides & hemmed bottom for safety and good looks



0422625 30" WHITE      0422632 42" WHITE  
 0422626 30" ALMOND      0422633 42" ALMOND  
 0422628 30" BLACK

0422622 INTEGRATED 5" ROUND TRANSITION DAMPER, P85



## VENTLINE RANGE HOODS

- Powerful UL listed 115V motor, single speed, 100 CFM
- Durable powder coat paint resists chipping, scratching
- 8" x 8" grease filter of washable aluminum mesh
- Convenient front mounted fan and light controls (rocker switches)
- Enclosed light illuminates cooking surface

### COMBO LIGHTED RANGE HOODS SIDE OR ROOF EXHAUST



PC SERIES – Combination air exhaust through sidewall or roof—outlet measures 3" x 8"

0422612 30" WHITE      0422617 30" BLACK  
 0422616 42" WHITE      0422618 42" BLACK

0422620 TRANSITION PIECE—CONVERTS RECTANGULAR OUTLET FOR ROUND DUCT C0579-00

### RANGE HOOD W/VERTICAL EXHAUST



PR SERIES – Vertical 5" round outlet.

0422604 30" WHITE      0422608 30" BLACK  
 0422605 42" WHITE      0422609 42" BLACK



### REPLACEMENT PARTS

PART NUMBER	DESCRIPTION
0422630	LIGHT LENS, 3-1/16" X 9-1/2" FLAT BCC0179-00
0420103	REPLACEMENT MOTOR BCD0275-00
0421399	FAN BLADE BCD0409-00 FOR PC SERIES
0421400	FAN BLADE BCD0311-10 FOR PR SERIES
0422623	GREASE FILTER, 8" X 8" - ALUMINUM BCC0246-00
0420520	SWITCH, ROCKER-TYPE, BLACK BLO108-00 (WITHOUT LIGHT OR FAN SYMBOL ON SWITCH)

## RANGE HOOD ROOF VENT KIT



- Can be used with over-the-range microwaves
- Fits 7" round or 3 1/4" x 10" exhaust outlets
- Through the roof venting

Product Contents:

- 1 - 7" Black Plastic Roof Vent
- 1 - 7" Galvanized Adjustable Elbow
- 1 - 3 1/4" x 10" Galvanized Transition
- 5 - 7" Galvanized Pipe - 17 1/2" Lengths
- 1 - Roll of Duct Tape

0420507



## SIDEWALL EXHAUST FANS



115V Sidewall Fan, Mill Finish Exterior, White Interior, Fits 2-3/4"-4" wall thickness. V2215-11


0420710



Replacement Parts

0420711 STERLING GRILLE - V0564-37	0221802 PRESSURE SWITCH - BV0140-03
0420709 WHITE GRILLE - V0564-46	0262000 SIDEWALL CHAIN - BV0144-00
0420703 SCREWS FOR GRILLE (3.5" MODEL) - V0148-02	0420103 MOTOR, 120V, NO PLUG - BVD0275-00
0421401 FAN BLADE - BVA0312-00	

## LOUVERED RANGE HOOD VENT




Louvered design, 1-3/4" inlet, white color. 3-1/3" x 10-1/2" RO.

0420510 V2018-01



## LOUVERED RANGE HOOD VENT

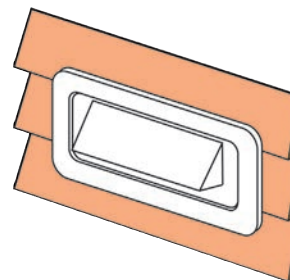


Weatherproof w/ lockable damper. Heavy plastic construction. 1-3/4" inlet. Colonial White. 3-1/3" x 10-1/2" RO. 12/Ctn.

0420509 V2111-11



## HOOD EXHAUST VENT FOR LAP SIDING



Professionally finished look with lap siding. Simple to install, saves time and lowers cost. Reduces leaks. White.

0420500 V2213-00



## BURNER ELEMENTS



Authentic replacements for over 30 million supplied as OEM equipment since 1962. 3-turn coil, coil support & medallion. 250V, 1250-W. 250/Ctn.

- 0143040 6" BURNER ELEMENT
- 0143042 8" BURNER ELEMENT

## PAN & RING COMBINATION



This one-piece combination pan and ring is used with single coil plug-in electric range surface elements.

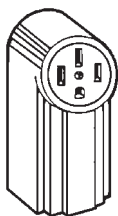
- 0143044 SMALL; 250/CTN.
- 0143046 LARGE; 250/CTN.
- 0143043 8" FOR HOTPOINT

## RANGE RECEPTACLE


Surface mount power receptacle.

3 pole, 4-wire, 50-amp, 125/250-volt range receptacle with "Quick-Lok" terminals. 50/Ctn.

0224201 HUBBELL RANGE



## PANS AND RINGS FOR GE® & HOTPOINT® RANGES



### A: BURNER ELEMENTS

- 0143037 6" HIGH-RISE
- 0143038 8" HIGH-RISE

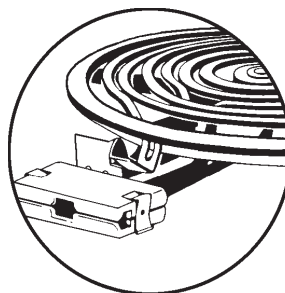
### B: BURNER PANS

- 0143030 6" PAN
- 0143031 8" PAN

### C: BURNER RINGS

- 0143032 6" RING
- 0143033 8" RING

## GE® & HOTPOINT® SURFACE ELEMENTS



Chromolox double coil hard wire 5-turn and 6-turn elements. Fits Hotpoint and GE models. Comes without ring.

### SURFACE ELEMENTS

- 0143037 6" HIGH-RISE
- 0143038 8" HIGH-RISE

## RANGE CORD



Replacement cord for all ranges having a 1-1/8" power supply entrance.

Two #8 and two #6 conductors with molded cap and terminal plugs. 50 amp, 4' long. 12/Ctn.

0220306

# AMANA® ENERGY STAR QUALIFIED TALL TUB DISHWASHER WITH HEATED DRY

Key Features:

- ENERGY STAR® Qualified
- Triple Filter Wash System
- Tall Tub Interior
- Heated Dry Option
- 1-Hour Wash Cycle
- High Temperature Wash Option
- Push Button Controls

0143100 WHITE

0143101 BLACK

APPROX DIMENSIONS (HXDXW):

34 1/2" X 25 1/4" X 23 7/8"



## NO-BURST DISHWASHER CONNECTIONS

48" of the highest burst strength available—250 ft. of stainless steel wire per foot; stainless ferrules are extra long with added crimps for security. Tough, non-toxic polymer core resists chlorine and chloramines. Ample inside diameter for high flow capacity. Captive cone washers seal tightly, can't fall out. Exceptional flexibility for easy install. Won't kink or crease, even in the tightest spaces. Heavy-duty brass hex nuts are easy to grip with fingers or tools and nickel plated for durability. Code approved, exceeding all plumbing code requirements. Exceeds all requirements for flexible water connectors as defined by ASME A112.18.6 and CSA B125. 5-year warranty.




0375007

## DISHWASHER HOOK-UP KIT


0164390 CONTAINS ONE EACH OF THE FOLLOWING PIECES



A Straight Stop Valve: 1/2" P x 1/2" P



B Tee: 1/2" P x 1/2" P x 1/2" P



C Male Elbow: 1/2" P x 3/8" MPT w/tapered threads

## DISHWASHER DRAIN AIR GAP



For automatic dishwashers. The dishwasher air-gap eliminates pressure build-up and possible contamination of the home's potable water supply. Constructed of durable plastic, the "Y" shaped air-gap unit has an intake and discharge tube, between which is a trouble-free air release valve that automatically provides anti-siphon protection.

0375006 5/8" OD INLET X 7/8" OD OUTLET.